

# B-202

## PULSE VAC

### Owners Manual



B-202 Serial # \_\_\_\_\_

Engine Serial # \_\_\_\_\_

Version 11/2018  
Part # W-0045

🌐 [bwmanufacturing.com](http://bwmanufacturing.com)

📞 (616) 447-9076

📍 3696 Northridge DR  
NW Suite 20 Walker,  
MI 49544

# INDEX

INTRODUCTION.....	PAGE 3
TERMS & CONDITIONS OF SALE.....	PAGE 4 & 5
SAFETY & HAZARDOUS WARNING.....	PAGE 6
FILTER INFORMATION.....	PAGE 7
WARRANTY BREAKDOWN.....	PAGE 8
OPERATION & MAINTAINENCE.....	PAGE 9 - 12
VACUUM PARTS	
BODY GROUP.....	PAGE 14 - 16
AIR GROUP.....	PAGE 17- 19
ADDITIONAL SPARE PARTS.....	PAGE 20

# INTRODUCTION

## **FORWARD**

**WARNING** READ THIS MANUAL CAREFULLY PRIOR TO OPERATING THE EQUIPMENT IN ORDER TO UNDERSTAND HOW TO OPERATE AND SERVICE THE EQUIPMENT CORRECTLY. FAILURE TO PROPERLY REVIEW THIS MANUAL COULD RESULT IN PERSONAL INJURY OR EQUIPMENT DAMAGE.

This manual should be considered a permanent part of the equipment and should remain with the equipment at all times. Please note the following:

Measurements in this manual are given in metric and standard U.S. measurement equivalents.

Use only correct replacement parts and fasteners. Fasteners may require specific tools.

Right and left hand sides are determined by facing forward while sitting in the seat behind the steering wheel.

## **THIRD-PARTY MANUFACTURER INFORMATION**

This equipment contains an engine manufactured by a third-party manufacturer. This engine may be covered by the manufacturer's standard factory warranty and the manufacturer may require that all repairs and/or service be completed pursuant to its warranty terms and conditions. Please refer to the product manual and Warranty Breakdown for additional information on this warranty and any registration requirements.

## TERMS AND CONDITIONS OF SALE

1. **Parties.** "Seller" means **BW Manufacturing, Inc.** "Buyer" means any entity or individual purchasing goods from Seller.
2. **Terms and Conditions of Sale.** These Terms and Conditions of Sale define the relationship of Buyer and Seller and apply to all sales of equipment (including, but not limited to Shotblasters, Scarifiers, Diamond Grinders/Polishers, Concrete Dust Collection Systems, and Trailers), components incorporated into equipment, parts, supplies, materials or other personal property (individually and collectively, "Equipment") by Seller to Buyer. Buyer acknowledges and agrees that these Terms and Conditions of Sale are incorporated in, and are a part of, any contract of sale and each quotation, purchase order, invoice, and any other document relating to the sale of Equipment by Seller to Buyer (these documents are collectively referred to as the "Agreement").
3. **Quotation Expiration.** Written quotations signed by Seller are valid for a period of 30 days unless otherwise noted by Seller.
4. **Pricing.** Prices for Equipment and other related information shown in any Seller product publication, including but not limited to catalogs, brochures, and websites, are subject to change without notice. Prices do not include related freight charges, use tax, sales tax, excise tax, value-added tax, or similar taxes, or charges of any nature whatsoever imposed by any governmental authority unless otherwise expressly noted by Seller.
5. **Taxes.** Prices quoted do not include (and Buyer shall pay) all taxes and fees of any kind that may be levied or imposed on either party by federal, state, municipal, or other governmental authorities in connection with the sale or delivery of the Equipment by Seller.
6. **Terms of Payment.** Unless Buyer has obtained credit approval from Seller, payment is due and payable to Seller in cash on completion of Seller's delivery obligation (COD). For Buyers with credit approval, any amounts due by Buyer to Seller that are unpaid on or after 30 days of Seller's invoice will bear interest at the simple interest rate of 2 percent (2%) per month or the maximum rate permitted by law, whichever is less. The accrual or payment of any interest as provided above will not constitute a waiver by Seller of any rights and remedies in connection with a default by Buyer. Buyer will pay all court costs, attorney fees, and other costs incurred by Seller in collecting past-due amounts, including interest. If shipment or delivery of Equipment is delayed by or at the request of Buyer, payment will remain due in full on the original delivery date for Buyers without credit approval or 30 days from the date of Seller's invoice for Buyers with credit approval. In either such event, Seller may impose, and Buyer shall pay, storage charges and other incidental expenses incurred by Seller as a result of the delay in addition to any interest on late payments as described above.
7. **Security Interest.** As security for payment of all amounts due to Seller, Buyer grants to Seller a security interest in all Equipment sold by Seller to Buyer, and Seller will have all rights of a secured party under the Uniform Commercial Code with respect to the Equipment. Buyer appoints Seller as its attorney-in-fact with authority, at Seller's option, to take actions as Seller deems reasonable in the circumstance to perfect the above security interest in any one or more jurisdictions, and Buyer shall pay all applicable filing fees.
8. **Limited Express Warranty.** For a period of ninety (90) days from the completion of Seller's delivery obligation under this Agreement, Seller warrants that a limited selection of components manufactured by Seller and incorporated into the Equipment will be free of defects in material and workmanship. A complete list of components covered under this warranty ("Warranty Breakdown") and is incorporated in its entirety into this Agreement. In the event Buyer has a claim related to the components covered under this warranty, Buyer shall be bound by the then-current Warranty Breakdown. Buyer's sole remedy for breach of this warranty is limited to repair and replacement, within the warranty period, of defective components manufactured by Seller and covered under this warranty pursuant to the Warranty Breakdown. Buyer is responsible for all shipping costs arising out of any warranty service provided by Seller. SELLER EXPRESSLY DISCLAIMS AND EXCLUDES ALL OTHER WARRANTIES, EXPRESS OR IMPLIED, WITH REGARDS TO THE EQUIPMENT AND/OR COMPONENTS MANUFACTURED BY SELLER AND INCORPORATED INTO THE EQUIPMENT, WHICH ARE NOT INCLUDED IN THE ABOVE REFERENCED WARRANTY, INCLUDING THE WARRANTIES OF MERCHANTABILITY AND FITNESS FOR A PARTICULAR PURPOSE. BUYER ASSUMES FULL RESPONSIBILITY THAT THE EQUIPMENT PURCHASED UNDER THE AGREEMENT MEETS THE SPECIFICATIONS AND/OR INTENDED USE OF BUYER, AND SELLER MAKES NO REPRESENTATION WITH RESPECT THERETO.
9. **Disclaimer of Third-Party Component Warranties.** THE SOLE REMEDY AVAILABLE TO BUYER WITH RESPECT TO DEFECTS IN THE COMPONENTS MANUFACTURED BY THIRD PARTIES WILL BE AGAINST THE THIRD PARTY MANUFACTURER UNDER ANY APPLICABLE MANUFACTURER'S WARRANTY TO THE EXTENT AVAILABLE TO BUYER. WITH REGARDS TO COMPONENTS MANUFACTURED BY THIRD PARTIES AND INCORPORATED INTO THE EQUIPMENT, SELLER MAKES NO WARRANTY, EXPRESS OR IMPLIED, RELATING TO THE COMPONENTS, WHETHER BASED ON BREACH OF WARRANTY OR CONTRACT, NEGLIGENCE, STRICT LIABILITY OR OTHERWISE, INCLUDING WITHOUT LIMITATION ANY IMPLIED WARRANTIES OF MERCHANTABILITY OR FITNESS FOR A PARTICULAR PURPOSE.

10. **No Consequential Damages.** IN NO EVENT WILL SELLER BE LIABLE OR RESPONSIBLE FOR ANY SPECIAL, INCIDENTAL, CONSEQUENTIAL, EXEMPLARY, OR PUNITIVE DAMAGES, OR FOR EXPENSE OCCASIONED BY THE USE OF DEFECTIVE EQUIPMENT.

11. **Delivery.** Any delivery dates or other schedule of performance by Seller are approximations, and the sole obligation of Seller with respect to the schedule of delivery or performance will be to use commercially reasonable efforts to deliver the Equipment, or otherwise to perform, consistent with the reasonable demands of its business. In any event, Seller will have no liability to Buyer or any other person for delays in performance due to strikes or labor disputes of any type; accidents, fire, floods, acts of God, or actions by governmental authorities; acts, omissions, or delays of Buyer or any other third party; shortages of labor; or without limitation of the above, for any causes reasonably beyond the control of Seller.

12. **Title and Risk of Loss.** Title to and risk of loss to the Equipment will pass to Buyer on delivery by Seller F.O.B. Seller's place of business, located at 3706 Mill Creek Dr. NE, Comstock Park, Michigan, 49321.

13. **Inspection and Acceptance.** Buyer will have two (2) days from the date of delivery to inspect the Equipment for defects and nonconformance and to notify Seller, in writing, of any defects, nonconformance, or rejection of the Equipment. After this period, Buyer will be deemed to have irrevocably accepted the Equipment. After acceptance, Buyer will have no right to reject the Equipment for any reason or to revoke acceptance. Seller is not responsible for damage to the Equipment arising out of the shipment of the Equipment to Buyer. Claims for damage due to shipping must be made by Buyer to the freight carrier.

14. **Return of Equipment.** All returns will be pursuant to Seller's instructions. Buyer must contact Seller for a Return Material Authorization (RMA) before returning any Equipment. All returns must reference the RMA number along with the original invoice number and the reason for return.

15. **Cancellation or Termination.** In the event of cancellation of the Agreement by Buyer, or in the event of default under the Agreement by Buyer that is not cured within 30 days after notice by Seller, Buyer will pay to Seller on demand all direct and indirect costs (including, without limitation, all applicable restocking or cancellation charges, including reimbursement for direct costs assessed by the manufacturer) incurred directly or indirectly by Seller in connection with the Agreement, all as reasonably determined by Seller, plus any lost profit. In no event, however, will any amount payable by Buyer under the Agreement exceed the total price payable by Buyer for the Equipment.

16. **Modifications and Waiver—Entire Agreement.** The Agreement contains the entire agreement between Seller and Buyer and can be modified or rescinded only by a writing signed by both parties. If any term of the Agreement is held invalid or unenforceable, all other terms of the Agreement shall remain in effect. Any document submitted by Buyer to Seller confirming its intention to purchase Equipment described in the Agreement will be deemed to constitute a confirmation and acceptance of the Agreement, even if the document states terms in addition to or different from those in the Agreement. All agreements between Seller and Buyer will be solely under the terms and conditions of the Agreement and Seller objects to any and all additional or different terms contained in any document submitted to Seller by Buyer. Any execution by Seller of any other document submitted by Buyer in connection with the purchase of Equipment does not constitute acceptance of or agreement to any terms and conditions in addition to or different from those contained in the Agreement, but will constitute only acknowledgment of receipt of the document. In addition, Buyer's acceptance of these terms shall be conclusively presumed by Buyer's (i) acceptance of delivery of or (ii) payment for Equipment covered under the Agreement.

17. **Compliance with Laws.** Buyer will be responsible for compliance with any and all federal, state, or local laws or regulations respecting safety or respecting use of the Equipment and shall indemnify and hold Seller harmless from and against any and all claims of violations of laws or regulations or other claims of personal injury or property damage directly or indirectly related to the installation, maintenance, or operation of the Equipment.

18. **Export Control.** Equipment supplied by Seller may be subject to various export laws and regulations. It is the responsibility of the exporter and Buyer to comply with all laws and regulations. If any required export authorization is denied, Seller will be relieved of any further obligation related to the sale and delivery of the Equipment.

19. **Governing Law and Venue.** This Agreement will be governed by and construed in accordance with the laws of the State of Michigan. Buyer submits to personal jurisdiction in Michigan. Seller and Buyer agree that any action arising out of the sale of goods or services in accordance with this document will be brought, heard, and decided in a court located in Kent County, Michigan and that this venue is convenient. .

20. **Authority.** Each signatory represents that it has all requisite authority to execute the Agreement on behalf of its principal and that the Agreement is fully enforceable against the principal in accordance with its terms.

# B W MANUFACTURING, INC.

## GENERAL SAFETY & HAZARDOUS MATERIALS WARNING

**WARNING** SURFACE PREPARATION EQUIPMENT CAN BE DANGEROUS IF NOT OPERATED PROPERLY. THE OPERATOR IS RESPONSIBLE FOR THE SAFE OPERATION OF THIS EQUIPMENT. The operator must carefully read and follow any warnings or safety instructions provided with the equipment prior to operating the equipment. Do not remove any safety devices or warnings on the equipment.

**WARNING** ONLY FOR USE ON DRY CONCRETE. Not for use on concrete slurry, water, or uncured concrete. Contact with moisture can result in damage to the filter media and compromise the effectiveness and integrity of the machine.

**WARNING** FLOOR AND/OR DECK SURFACES MAY BE COATED WITH OR CONTAMINATED BY HAZARDOUS MATERIALS. Typical examples of hazardous materials include (i) tile mastic (likely to contain *asbestos*); (ii) stained areas near electrical equipment (potentially containing *PCBS*); (iii) paint (potentially containing *lead*); (iv) stained floor areas in chemical or other industrial facilities (potentially containing toxic *pesticides*, *cleaning fluids*, *solvents*, or other *harmful chemicals*).

**WARNING** Preparation equipment is used to remove surface material from a variety of surfaces. The surface preparation process often generates large amounts of dust and other small particles, which are released into the air. WHEN A SURFACE CONTAINS HAZARDOUS MATERIALS, EXPOSURE TO THE DUST GENERATED BY THE PREPARATION EQUIPMENT MAY POSE A HEALTH RISK. INSPECT ALL SURFACES FOR POSSIBLE CONTAMINATES PRIOR TO USING PREPARATION EQUIPMENT AND CONSULT HAZARDOUS MATERIAL EXPERTS AND GOVERNMENT AUTHORITIES BEFORE OPERATING PREPARATION EQUIPMENT ON SURFACES SUSPECTED OF CONTAINING HAZARDOUS MATERIALS.

**WARNING** BW MANUFACTURING, INC. IN NO WAY REPRESENTS THAT ITS PREPARATION EQUIPMENT IS SUITABLE OR APPROVED FOR REMOVING HAZARDOUS MATERIALS FROM CONTAMINATED SURFACES. DO NOT ATTEMPT TO USE ANY PREPARATION EQUIPMENT MANUFACTURED BY BW MANUFACTURING, INC. ON ANY CONTAMINATED SURFACE. It is the responsibility of the preparation equipment operator and/or the contractor using the preparation equipment to inspect the proposed worksite for contaminants and obtain approval from contamination experts and/or government authorities before using BW Manufacturing, Inc. preparation equipment. It is also the responsibility of any contractor using preparation equipment to inform its employees or subcontractors of all potential health risks associated with operating preparation equipment and to ensure its employees or subcontractors are protected from exposure to harmful materials.

BW MANUFACTURING, INC. IS NOT RESPONSIBLE FOR ANY INJURY, ILLNESS, DEATH, OR PROPERTY DAMAGE THAT MAY RESULT FROM IMPROPER USE OF ITS PREPARATION EQUIPMENT OR OTHER PRODUCTS



# Filter Media Specifications

New filters may “puff” a minuscule amount dust for the first 10 to 15 minutes of use or until the filter is adequately coated with material. The stock filter (10129-H) cleans to 99.7% efficiency at 0.3 micron directly out of the box, and the filter will therefore allow a minimal amount of dust through the filter on every pulsation cycle.

Further tests have shown that humidity and concrete dampness will affect the efficiency of the pulsation system to clean the filter.

**#10129-H** Spun Bond W/PTFE Coating (Standard Filter in all BW Manufacturing equipment):  
SpunBond P.T.F.E., 70 pleats, 31 Sq. Ft media.  
Efficiency of 99.7% @ 0.3 Microns (Minimum Efficiency Rating Value (MERV) 16 Rating - Out of the box)

**#10129-B** Cellulose Paper/Polyester Blend Filter (Optional Replacement Filter) :  
80/20 Blend, 120 pleats, 53 Sq. Ft media.  
Efficiency of 99.9% @ 1.0 Micron with a seasoned ( caked ) filter.

## Technical Notes:

OSHA Standard#: 1926.1153 for Respirable crystalline silica requires a filter with 99.0% or greater efficiency.

All values are averages

Specifications are subject to change without notice

To qualify as HEPA by US government standards, an air filter must remove (from the air that passes through) 99.97% of particles that have a size of 0.3  $\mu\text{m}$ \*. HEPA was commercialized in the 1950s, and the original term became a registered trademark and later a generic term for highly efficient filters. Products that claim to be "HEPA-type", "HEPA-like", "HEPA-style" or "99% HEPA" do not satisfy these requirements and may not have been tested in independent laboratories. Some of these sub-par quality filters may come reasonably close to HEPA filtration, while others will fall significantly short, making them truly inferior.

\* The symbol  $\mu\text{m}$  or micrometer/micron is one thousand of a millimeter, 0.001mm or about 0.000039 inch

## WARRANTY BREAKDOWN

Item	NONE	90 DAYS	1YEAR	2 YEARS	WARRANTED BY:
Chassis			O		B W Mfg., Inc.
Engine (gas)			O		Honda Power
Engine (220V)			O		Leeson Elect.
Compressor			O		B W Mfg., Inc.
Dust Filters	O				B W Mfg., Inc.
	O				

## WARRANTY CONTACT INFORMATION

<b>B W Mfg., Inc.</b>	<b>B W Manufacturing, Inc.</b>
	Voice: 616-447-9076
	Fax: 616-447-9078
	E-mail: sales@bwmanufacturing.com
	<b><i>Warranty does not include travel time</i></b>
<b>Honda Power Equipment Group</b>	<b>Honda Power Equip. Group</b>
	4900 Marconi Dr.
	Alpharetta, GA 30005-8847
	Phone: 770-497-6400
	Website: <a href="http://www.honda-engines.com">www.honda-engines.com</a>
<b>Leeson Elect.</b>	<b>Leeson Electric Corp.</b>
	2100 Washington Street
	P.O. Box 241
	Grafton, WI 53024-0241
	Phone: 262-377-8810
	E-mail: leeson@leeson.com

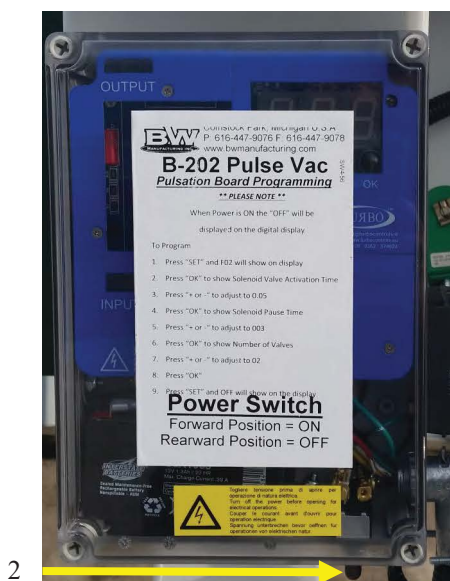


# B-202 PULSE VAC OPERATING & MAINTENANCE INSTRUCTIONS

## Starting Instructions For Models Equipped With A Gas Engine

Begin by turning the gas valve to the OPEN position (1), then place the power switch in the ON position (2), adjusting the choke (3), place throttle in wide open position (4), and pull the starting handle (5). As motor begins to run you will need to adjust the choke (3) until the engine runs smoothly.

To turn off engine, start by placing the power switch (2) in the OFF position, and return the gas valve (1) to the CLOSE position.



## Gas Engine Maintenance Instructions

Clean engine air filter every day  
Change engine oil after first 20 hours of operation and every 100 afterward.

## Starting Instructions For Models Equipped With An Electric Engine

### 220V Single Phase

Plug unit into a 220 volt, 30 amp service and turn on machine using ON/OFF Switch (6).



# B-202 PULSE VAC OPERATING & MAINTENANCE INSTRUCTIONS

## Attention:

Lift mount (A) MUST be installed  
before operating machine.




Torque bolts to 40 FT. LBS. (B)



# B-202 PULSE VAC OPERATING & MAINTENANCE INSTRUCTIONS

## Greasing The Blower Bearing Housing

Grease every 8 hours (A)  
With high temp silicone grease




## Filter Inspection & Maintenance

Routine inspection of filters (B)

### To Clean Filter Manually:

Allow machine to run and pulsate, unattached to any equipment for approx. 10 – 15 min. This will allow the filter to clean its self of built up material. We suggest that you do NOT remove the filter until it need to be replaced.



*(Using filters that are **not designed** for collector systems will cause a decrease in vacuum ).*



## Gas Engine & Air Compressor Maintenance

Change oil every 100 hours of operation. Manufacturer recommends 30 Weight Non-Detergent Oil in air compressor (G) and 10W-30 Oil in Honda Engine (H).

Check air compressor air filter (I) and engine air filter (J) every 8 hours of operation.



# B-202 PULSE VAC PARTS AIR GROUP

## To Set Pulsation Board

When power is **ON** the “**OFF**” will be displayed on the digital display.

### *To program:*

1. Press “**SET**” and F02 will show on display. (A)
2. Press “**OK**” to show Solenoid Valve Activation Time. (D)
3. Press “+ or -” to adjust to 0.05 (B or C)
4. Press “**OK**” to show solenoid pulse time (D)
5. Press “+ or -” to adjust to 003 (B or C)
6. Press “**OK**” to show Number of Valves (D)
7. Press “+ or -” to adjust to 02 (B or C)
8. Press “**OK**” (D)
9. Press “**SET** and **OFF** will show on the display. (A)







# B-202 PULSE VAC OPERATING & MAINTENANCE INSTRUCTIONS

## Dust Drum Removal and Installation

To remove drum for emptying, start by turning the winch handle counter clockwise (1) to lower the drum. Once there is slack in the cable, unhook the pulley (2) from either side of the drum and push chassis of vacuum back. Once drum is clear of the chassis it is ready to be emptied of debris and dust.



*(Shown with optional drum liner)*

# B-202 PULSE VAC OPERATING & MAINTENANCE INSTRUCTIONS

## Dust Filter Cleaning & Replacement.

Allow machine to run and pulsate, unattached to any equipment for approx. 10 – 15 min. This will allow the filter to clean its self of built up material. We suggest that you do NOT remove the filter until it needs to be replaced.

## To determine if you have a bad dust filter.

Watch blower exhaust while the machine is in operation to determine if the filter needs to be replaced. When inspecting filters, if you find a layer of dust on the top of the filter inside the rubber seal ring, this is an indication that the filter is bad and needs to be replaced.



*(Using filters that are **not designed** for collector systems will cause a decrease in vacuum and will reduce paddle and liner life).*


Good Filter



Bad Filter



This is the 10129-B Filter that is the stock filter in all BW Manufacturing, Inc. equipment.



This is a competitors filter.

Both filters were installed in the same machine and you can see that the filter on the right has more pleats along with dust packed near the top rim.




The 10129-B Filter on the left weighs over 2 lbs. less then the competitors filter due to better air flow during the pulsation process.




# B-202 PULSE VAC PARTS BODY GROUP

1. W-36-AS Belt Guard
2. DL-34 Wire Rope Clip
3. W-23-AS Collector Lid
4. W-31-AS Intake Assembly
5. I-215 Caster (Stationary)
6. I-216 Caster (Swivel)
7. W-82 Timer Board Assembly




1. I-130 Winch
2. W-06-AS Collector Body
3. W-0001 30gl Drum
4. I-143 Pulley W/Hook
5. W-35 Handle
6. W-66 Fork Guard

*(Can be purchased as an assembly: Including Drum, Hose and Casters W-0001-AS)*




# B-202 PULSE VAC PARTS BODY GROUP

1. W-71-A Lift Bracket
2. W-49 Lid seal (*not shown*)
3. I-147-AS Intake Cap 5"
4. W-31-AS Intake Assembly
5. I-163 Lanyard
6. W-0016 Intake Cap 2"
7. W-50 Drum seal (*not shown*)
8. W-28 Pulley
9. W-27-AS Drum Strap Assembly




1. W-34-AS Dust Deflector
2. 10129-H Filter (spun bond w/ PTFE coating) (*standard*)
3. 10129-B Filter (blend) (*optional*)
4. V-122-AS Filter Nut






# B-202 PULSE VAC PARTS BODY GROUP

1. W-0033 Clutch (Gas)
2. I-126 Idler Pulley
3. D-1311 Belt Tensioner
4. W-0027 Belt
5. R-36 Bearing Housing
6. I-128 Blower Sheave
7. W-37-AS Blower Mount




1. I-178 Sheave (220V)
2. I-126 Idler Pulley
3. D-1311 Belt Tensioner
4. I-129 Belt
5. I-128 Blower Sheave
6. W-37-AS Blower Mount




## B-202 PULSE VAC PARTS BODY GROUP

1. D-1205-A Blower Fan
2. 1/4-20X1 Blower Fan Bolt
3. R-36 Blower Fan Bearing Housing
4. D-1290 Blower Fan Bearing
5. D-1309 Blower Fan Main Shaft Snap Ring
6. O-02-V Blower Fan Main Shaft



# B-202 PULSE VAC PARTS AIR GROUP




1. V-1034-A Air compressor filter
  2. I-144-A Air Compressor
  3. W-25 Air Compressor Sheave
  4. W-75 Heat Deflector
  5. W-0041 90 degree Adaptor
  6. W-0042 Adaptor
- (Can be purchased as an assembly: I-144-AS)*




5 Aerial view of heat deflector and filter

1. W-0040 Fitting
2. C-1776 Compressor Fitting
3. W-63-AS Air Compressor Air Line
4. C-1645 Adapter
5. V-1039 Pipe Nipple *(not shown)*




# B-202 PULSE VAC PARTS AIR GROUP

1. W-78-A Air Tank
2. V-1012 Poppet Valve
3. V-1031 Air Fitting (90 deg.)
4. C-1623 Pressure Relief Valve



1. V-1019 Orifice Bushing
2. V-1013 Poppet Valve
3. V-1063 Poppet Valve Repair Kit




# B-202 PULSE VAC PARTS ELECTRIC GROUP

1

## GAS MODEL ONLY

1. C-1719-T Timer Board
2. C-2033 Timer Board Fuse
3. I-203 Voltage Regulator
4. I-179 Cushion Strap
5. I-145 Battery
6. I-141 Switch
7. W-82 Timer Board Complete Assembly




1. D-1325 Solenoid Valve (not shown)
2. C-1612-C Coil





# B-202 PULSE VAC

## ADDITIONAL SPARE PARTS



**I-122**  
5" x 15' Vac Hose (*Standard*)



**V-1084**  
2" x 15' Vac Hose



**10129-H (*Standard*)**  
Spun Bond Poly w/ PTFE Coating  
99.995% Efficiency @ .03 Microns

**10129-B (*Optional*)**  
Filter (Blend) (*Standard*)  
99.7% Efficiency @ .05 Microns



**W-0002**  
30 Gallon Drum Liner (4 mil)

**W-0002-C**  
30 Gallon Drum Liner (4 mil)  
Case (100 pcs)

## **B-202 PULSE VAC**

Page  
Left  
Intentionally  
Blank



🌐 [bwmanufacturing.com](http://bwmanufacturing.com)

☎ (616) 447-9076

📍 3696 Northridge DR  
NW Suite 20 Walker,  
MI 49544